



Product designation

Motor protection  
circuit breaker  
SM1P

Product type designation

**Electrical features**

Number of poles	Nr.	3
Magnetic protection		yes
Thermal protection		yes
Phase failure detection		yes
Rated insulation voltage $U_i$ IEC/EN	V	690
Rated impulse withstand voltage $U_{imp}$	kV	6
Rated frequency	Hz	50/60
Thermal trip adjustment range		0.25...0.4
Rated current ( $I_n$ )	A	0.4
Magnetic tripping		13 x $I_n$
Total power dissipation	W	1.99

Operational short-circuit current breaking capacity ( $I_{cs}$ ) at AC

230V	kA	100
400V	kA	100
440V	kA	100
500V	kA	100
690V	kA	100

Maximum short-circuit current breaking capacity ( $I_{cu}$ ) at AC

230V	kA	100
400V	kA	100
440V	kA	100
500V	kA	100
690V	kA	100

Tripping class

10A

IEC Utilization category

A

**Operations**

Mechanical life	cycles	100000
Electrical life	cycles	100000

**Mechanical features**

Tightening torque for terminals

min	Nm	2.5
max	Nm	3
min	lbin	22
max	lbin	26.5

Max number of wires simultaneously connectable

Nr. 2

Conductor section

AWG/Kcmil

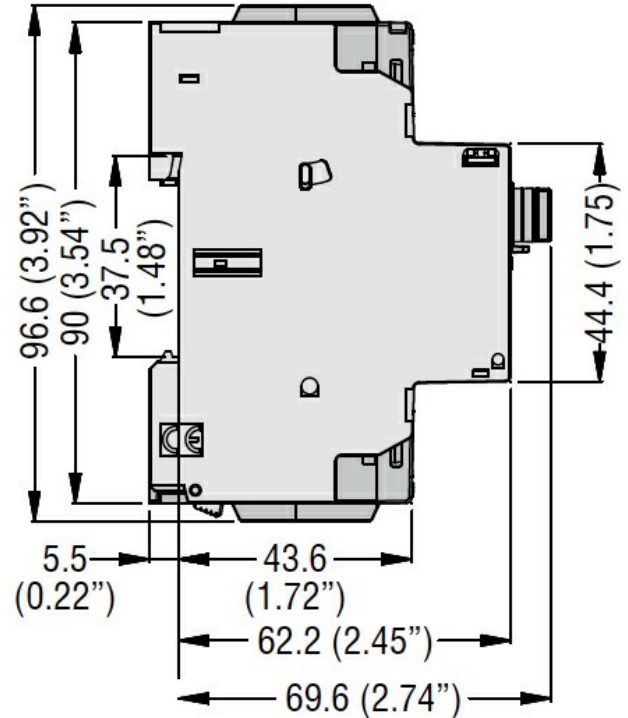
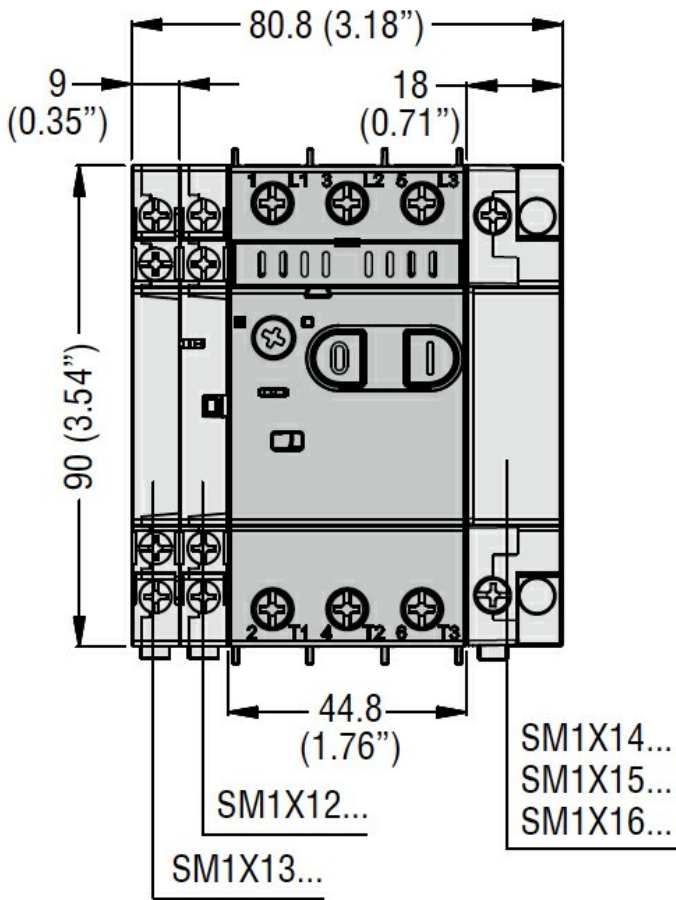
min		16
max		8

Flexible w/o lug conductor section

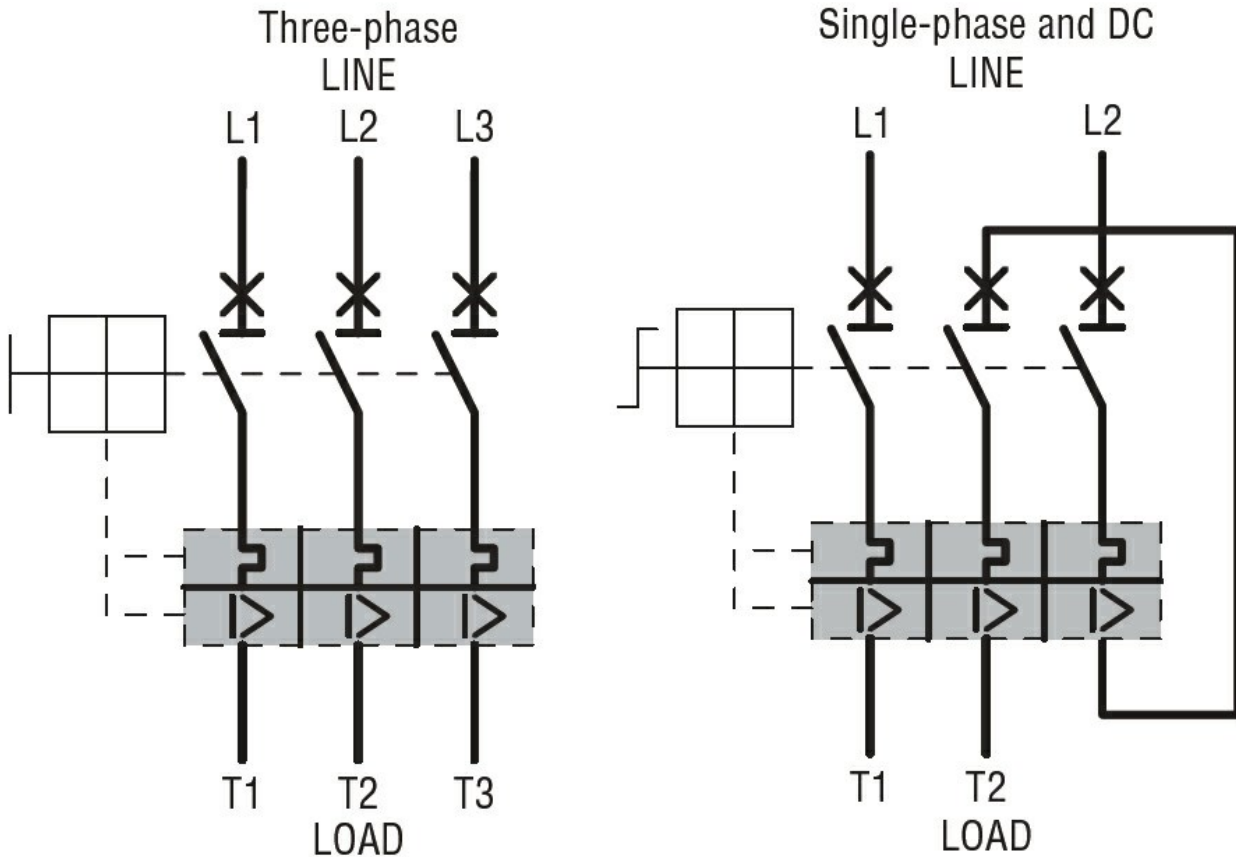
min	mm <sup>2</sup>	1
-----	-----------------	---

Flexible c/w lug conductor section	min	mm <sup>2</sup>	1
Flexible with insulated spade lug conductor section	min	mm <sup>2</sup>	1
Screwdriver			PH2
Power terminal protection according to IEC/EN 60529			IP20
Cable stripping length	main circuit	mm	1
<b>Ambient conditions</b>			
Temperature			
Operating temperature	min	°C	-20
	max	°C	+60
Storage temperature	min	°C	-50
	max	°C	+80
Compensation temperature	min	°C	-20
	max	°C	+50
Max altitude		m	3000
Operating position	normal allowable		Vertical plan Any
Fixing			Screw / DIN rail 35mm
Weight		g	280
<b>UL technical data</b>			
Motor Disconnect	at 240V	kA	50
	at 480V	kA	50
	at 600V	kA	50
	protection		Fuse or CB
Group Motor Installation	at 240V	kA	50
	at 480V	kA	50
	at 600V	kA	50
	protection		Fuse or CB
Tap Conductor Protection	at 480Y/277V	kA	50
	at 600Y/347V	kA	50
UL508 / UL 60947-4-1 Manual Self Protected Combination Motor Controller (Type E) Short circuit current	at 240V	kA	50
	at 480Y/277V	kA	50
	at 600Y/347V	kA	50
Maximum UL/CSA horsepower ratings single-phase	110V-120V	HP	-
	220V-240V	HP	-
Maximum UL/CSA horsepower ratings three-phase, 3-pole	200V-208V	HP	-
	220V-240V	HP	-
	440V-480V	HP	-
	550V-600V	HP	-

**Dimensions**



Wiring diagrams



Certifications and compliance

Certifications

CSA C22.2 n° 14

IEC/EN 60947-1

IEC/EN 60947-2

IEC/EN 60947-4-1

UL508

Compliance

cULus

EAC

ETIM classification

ETIM 8.0

EC000074 -  
Motor protection  
circuit-breaker